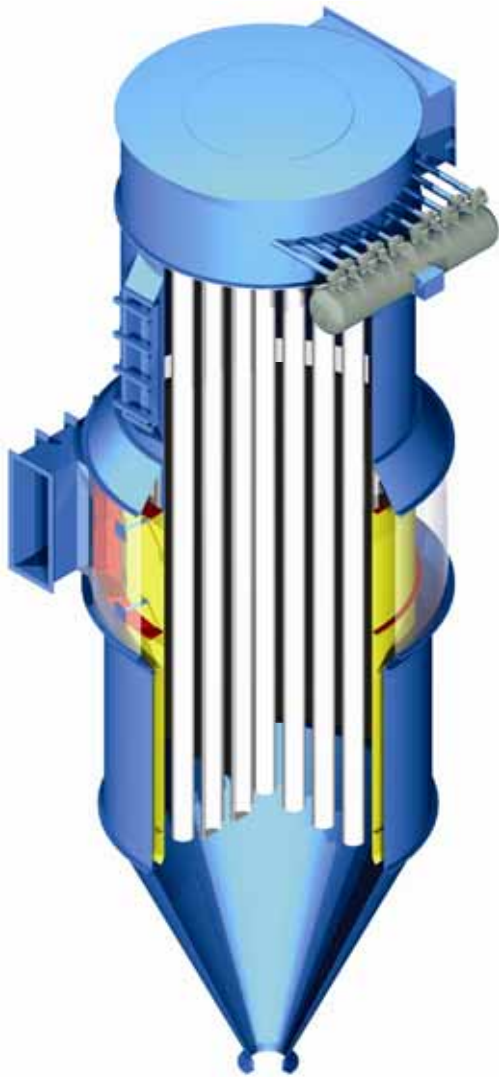


# Filter Technology

SimPact 4T-R  
High-Capacity Separator



# SimPact 4T-R

## Integrated Preseparator

The unique SimPact 4T-R filter with inlet design 12 - the Simatek TOTAL SEPARATOR - is manufactured in a circular design and equipped with automatic pulse-jet cleaning of the bags.

The filter is based on a 2-step principle; the first step is an integrated, dynamic preseparator and the second one is the very pulse-jet bag filter. The combination constitutes a unique filter concept for powder-loaded applications requiring high-capacity separation.

After the dynamic preseparation of the main product flow, a down-flow filtration of the remaining dust takes place, thus ensuring an efficient filtration of submicron particles.

As a standard feature the 4T-R filter holds a high pressure-shock resistance. For explosive dust the filter is available with an explosion venting device, or alternatively with a suppression system. The high pressure-shock resistance provides for indoor installation with explosion venting devices according to the latest European Standard EN 14491.

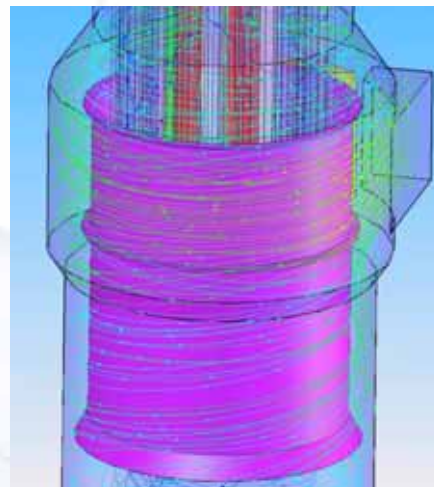
- Efficient pulse-jet cleaning
- Integrated dynamic preseparator
- Flexible modular system
- Pressure-shock resistance up to 2.5 bar
- Manufactured acc. to the ATEX Directive
- Indoor installation with explosion venting device according to EN 14491
- Suitable for explosive dust types
- Standard execution for zone 22 installation
- Suitable for high product loads
- Suitable for fine and abrasive dust
- Compact design
- Designed for continuous operation
- Optimum customization

### 2-Step Separator (Patent applied for)

The SimPact 4T-R with inlet design 12 is delivered with a tangential filter inlet with an integrated, dynamic preseparator.

The integrated air distributor and rotation damper ensure a stable flow behaviour around the filter bags, qualifying the filter for abrasive products.

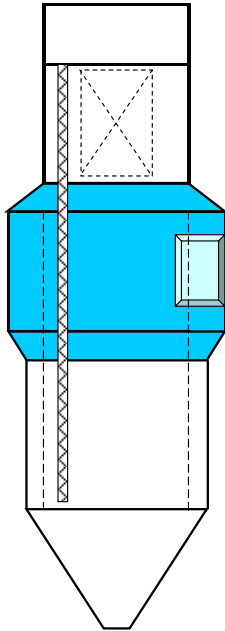
Major part is down-flow filtrated, thus maintaining a minimum pressure drop and a significant filter capacity.



#### **Flow-simulation**

*Integrated dynamic preseparator and wear protection of filter bags*

# The Ideal Solution for High Product Loads



## Inlet Module – Design 12

The inlet section forms part of the line of standard modules for the modular-built SimPact 4T-R filters.

The module is configured to all types of SimPact 4T-R filters without any adaptive measures.

The module includes a dynamic preseparator, rotation dampers, and an air distributor.

Depending on the application and the product load, the filter chamber below can as an option be equipped with an inner housing for wear protection of the filter bags.

*Construction form 14 with pressure-shock resistant scraper bottom*

## Applications

### Milling

- Grain
- Sugar
- Minerals
- Coal
- Coffee
- Rubber
- Chemical products

### Spray- and Flash Drying

- Chemical products
- Minerals
- Fish meal

### Sifters and Classifiers

- Agricultural products
- Minerals

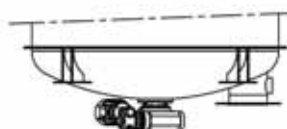
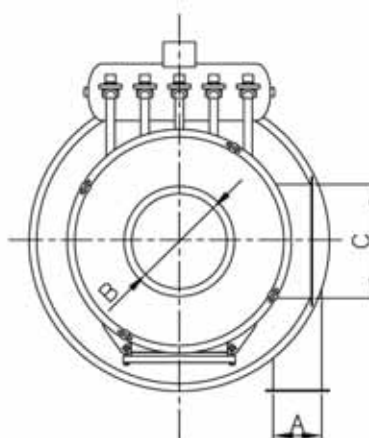
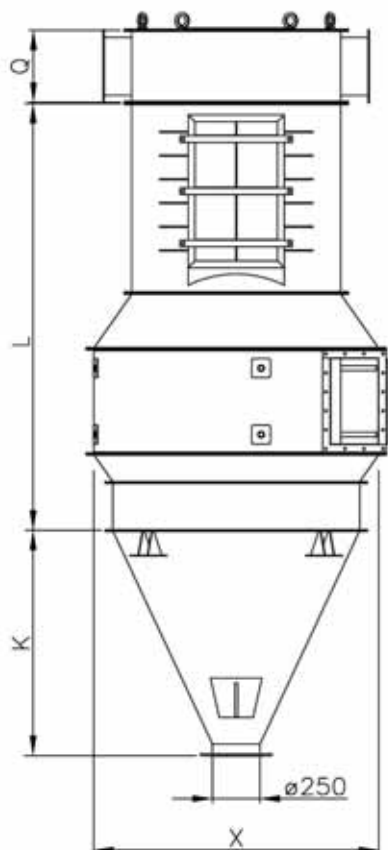
### Pneumatic Conveying

- Powder
- Granulate
- Grain and feedstuffs



### Norway

*Milling of pea protein (50 percent <math>< 12 \mu</math>)  
2 x SimPact JM 41/40-12, 4T3-R (2 x 2.5 TPH)  
2 x SimPact JM 90/40-12, 4T3-R (2 x 5.5 TPH)*



Pressure-shock resistant  
scraper bottom, constr. form 14

## Options

- Filter area up to 432 m<sup>2</sup> (SimPact 4T)
- Filter area up to 3360 m<sup>2</sup> (SimPulse 3C)
- Top removal, 4T1-R and 4T3-R
- Explosion venting acc. to the ATEX Directive
- Stainless steel execution

Filter area, m <sup>2</sup>	4T-R, Constr. Form 12						Bag Length, dm		
	15	20	25	30	35	40	45	50	
JM 7/-	4,6	6,2	7,7	-	-	-	-	-	
JM 10/-	6,6	8,8	11,0	13,2	15,4	-	-	-	
JM 14/-	9,2	12,3	15,4	18,5	21,7	-	-	-	
JM 21/-	13,9	18,5	23,1	27,7	32,3	-	-	-	
JM 32/-	21,1	28,1	35,2	42,2	49,3	-	-	-	
JM 41/-	27,0	36,1	45,1	54,1	63,1	72,1	81,1	90,2	
JM 52/-	34,3	45,7	57,2	68,6	80,0	91,5	102,9	114,4	
JM 70/-	46,2	61,6	77,0	92,4	107,8	123,2	138,5	153,9	
JM 90/-	59,4	79,2	99,0	118,8	138,5	158,3	178,1	197,9	

Dimensions, mm	4T-R, Constr. Form 12							
	X	A	B	C	Q	L*)	L(min.)	K
JM 7/-	ø900	180x180	ø300	ø250	380	Bag length*100	1500	652
JM 10/-	ø1100	175x300	ø400	ø275	380	Bag length*100	2000	824
JM 14/-	ø1300	200x400	ø400	400x300	380	Bag length*100	2000	1080
JM 21/-	ø1500	250x450	ø500	550x300	380	Bag length*100	2000	1188
JM 32/-	ø1800	300x550	ø600	ø600	650	Bag length*100	2500	1403
JM 41/-	ø2000	300x700	ø600	600x550	650	Bag length*100	3000	1725
JM 52/-	ø2200	300x800	ø960	1050x550	650	Bag length*100	3000	1938
JM 70/-	ø2400	400x900	ø1100	1400x550	650	Bag length*100	3000	2163
JM 90/-	ø2800	500x1050	ø1300	1800x550	650	Bag length*100	3500	2378

\*) L = Bag length\*100, however minimum L(min.)

080409